

Child Life Specialist Available
Monday - Friday
7:00am-5:30pm

 Elliot



ELLIOT GOES TO THE HOSPITAL

MY BODY NEEDS A SCOPE

 **The Elliot**
A Member of  SOLUTIONHEALTH



Hi, my name is Elliot!

I'm going to the hospital because my body needs a scope. Doctors and nurses at the hospital will take pictures to see how the inside of my body looks.



Lots of kids come to the hospital for a scope.
A scope is a thin, flexible tube with a tiny
camera at the end.



To get ready for my scope, I may drink medicine to help my body poop. I will not eat or drink anything the morning I come to the hospital.



I can choose to bring a toy or a comfort item with me from home!

When I get to the hospital, we will take an elevator to the Endoscopy floor. Then, we will walk to the front desk to let them know we are here.





They will measure how tall I am.

They will check how much I weigh. I will stand on a scale.





Then, they will bring us to another room.



Doctors and nurses in hospital clothes will come and say “hi!”. They are my team for the day.




I will get a bracelet with my name
and birthday on it.

I will change into hospital pajamas.






Someone will check my temperature with a wand that touches my forehead.

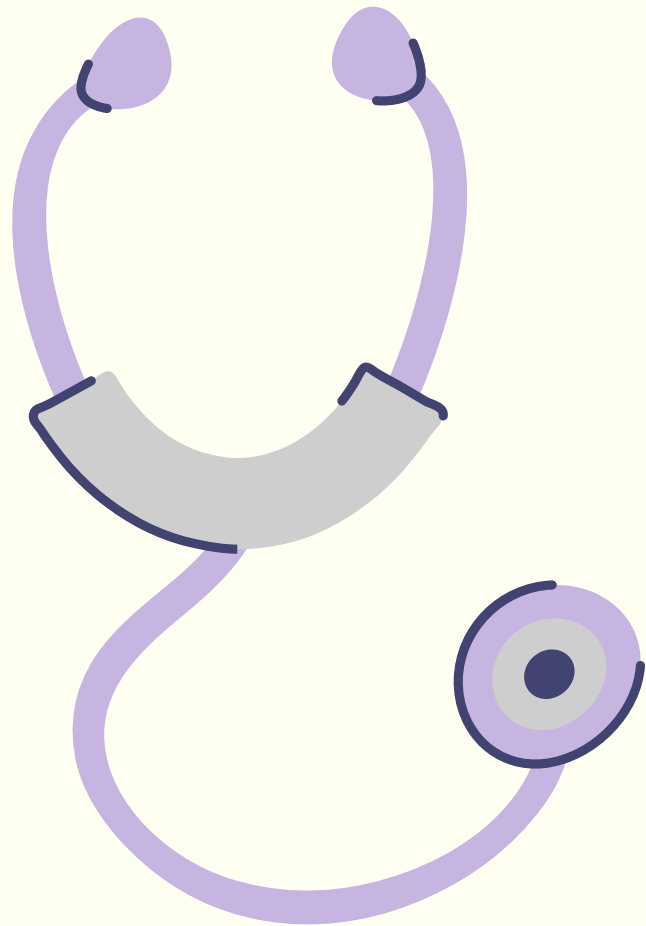




They will also check my blood pressure using a sleeve that gives my arm a hug.







To check my heart, lungs, and belly, they will use a stethoscope. They will ask me to take deep breaths.



I can play until it's time for my scope.



My team will come check on me while I play.





I might get some medicine to help my body get ready for my scope.

I may get medicine through a squirty medicine tube like this, or a cup.





When it's time for my scope, I will say "see you soon" to my grown-ups. I will ride on a wheelie bed to the procedure room. The procedure room has computers and bright lights. I will stay nice and cozy on my wheelie bed. My team will be there with me.



They might put stickers with strings on my body, under my hospital pajamas. These stickers tell the doctor how my body is working while I'm asleep.





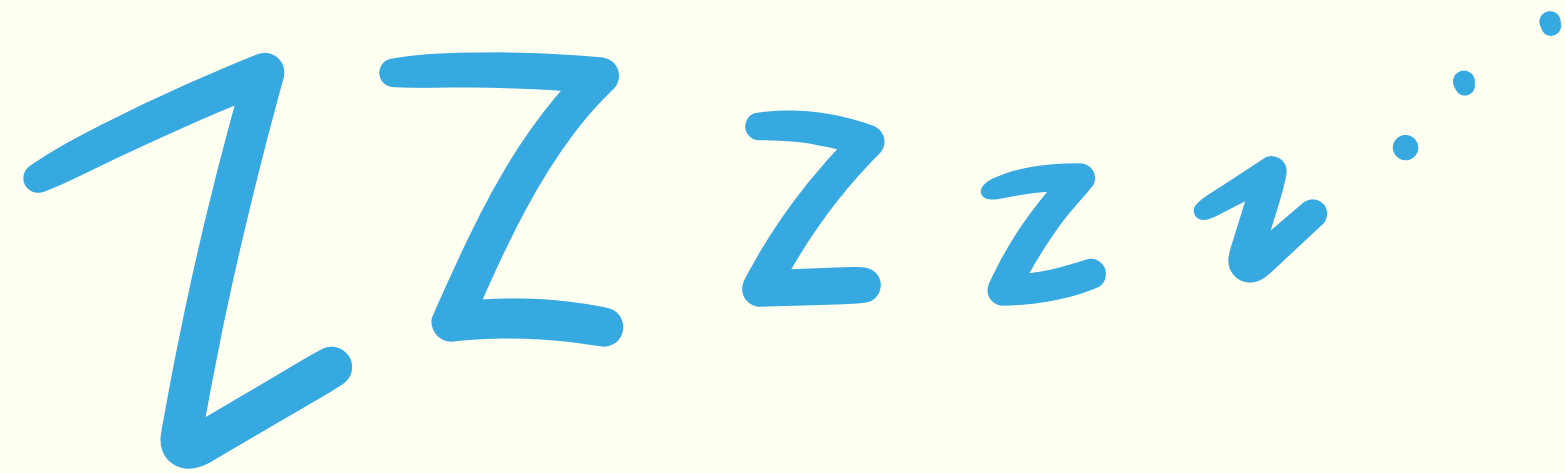
They may put a mouth guard in my mouth.

If so, it will look like this!



Then, I will get cool air to breathe through a mask like this. I will take big deep breaths. I can still talk and laugh with my mask.





My body will get special sleepy medicine. When I'm asleep, I will not feel or see anything.



When my scope is done, they will stop giving my body special sleepy medicine and I will wake up.

I will be in a new room when I wake up. My grown-ups will be there with me.

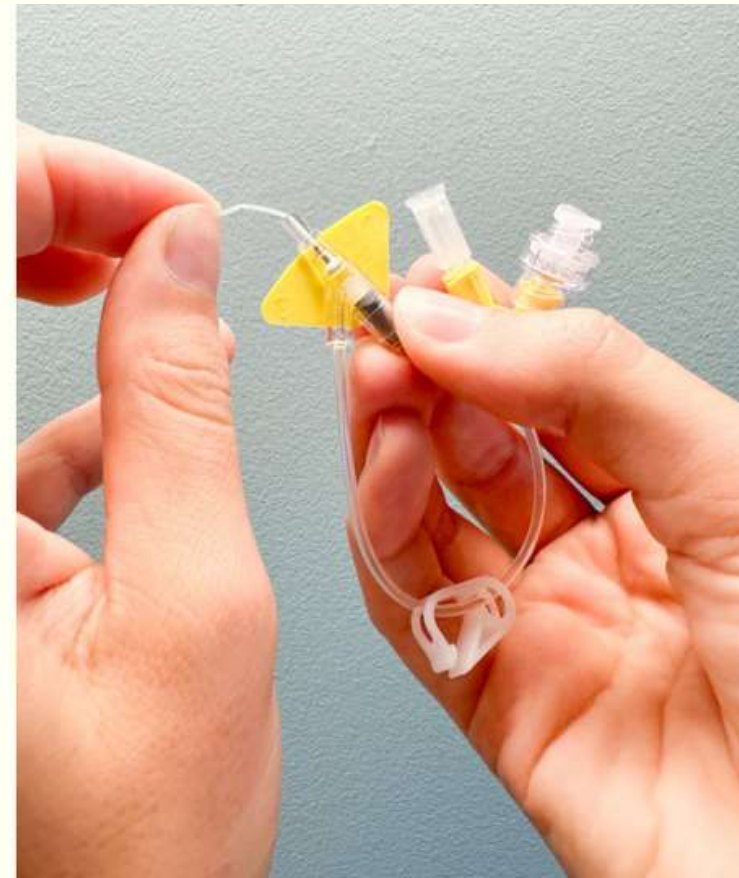
When my scope is all done, everyone will be so proud of me!



***If the Anesthesiologist says your child needs an IV before they fall asleep, please see the steps below for IV placement preparation.**

step 1

My body may need medicine in my arm. I will get this medicine through a little bendy medicine straw called an IV.



step 3

There will be a quick poke to get the straw in the right place. The poke will come out and the straw will stay to give my body medicine.



step 2

To get ready for my IV, someone will look at my arm to find the right spot for the straw.



They will use a rubber band to give my arm a squeeze. Then, they will use a sponge to clean my arm.



step 4

A sticker will help the medicine straw stay in the right place. Medicine tubes will attach to the medicine straw like legos to give my body medicine.



If you have additional questions or concerns regarding how to support your child with their upcoming test / procedure, please contact our team of Certified Child Life Specialists.

Office Phone: (603) 663-3416

Please Note: Your child's plan of care may change from the steps listed, to meet your child's individual needs.